



THE CARTER CENTER



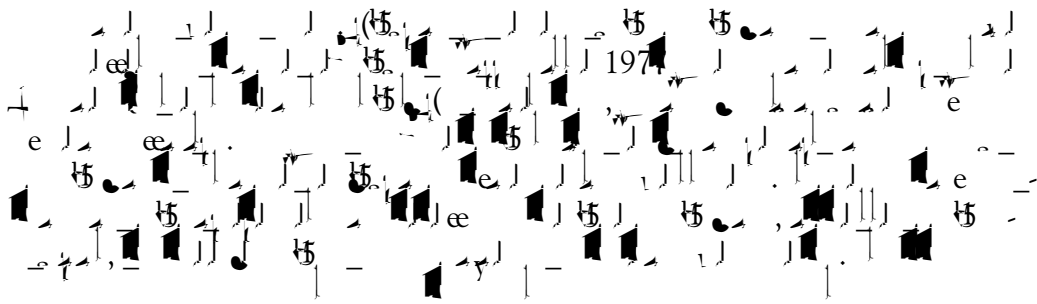
1 5 15 _
1 1 2002

TABLE OF CONTENTS

Foreword	3
<i>P U d U J Ca U</i>	
Introduction	5
<i>La a U a</i>	
Access to Government Information: An Overview of Issues	9
<i>a a R U</i>	
Access to Information: How Is It Useful and How Is It Used?	15
<i>R a d Ca a d</i>	
The Carter Center Access to Information Project: Jamaica Case Study	29
<i>La a U a</i>	
About the Contributors	35
The Carter Center At a Glance	37

FOREWORD

J Ca U



INTRODUCTION

La a a

The musical score consists of several systems of notation. The first system is a dense arrangement of notes and stems. The second system includes numerical annotations: 1.2, 1.7, 3.3, and 150. The third system features a large number 106 and a sequence of numbers: 101.16 26768_ 14 8. The notation includes various symbols, some resembling musical notes and others resembling mathematical or scientific symbols.

-1.2


(e - 0.) - 0.000,



ACCESS TO GOVERNMENT INFORMATION: AN OVERVIEW OF ISSUES

*D. a da R 3U **

WHY ACCESS RIGHTS MATTER



*This paper was first written for The Carter Center's Transparency for Growth Conference, May 1999.

LIMITS TO ACCESS RIGHTS MUST BE DEFINED

A large, dense graphic of musical notation, including notes, stems, and clefs, arranged in a grid-like pattern across the page. The notation is black on a white background and covers most of the page area. It consists of multiple staves of music, with various note values, stems, and clefs. Some notes are marked with 'e' and some with '3' or '4'. The overall appearance is that of a complex, abstract musical score or a data visualization using musical symbols.



Handwritten musical notation on the left side of the page, consisting of multiple staves with notes, rests, and other musical symbols. The notation is dense and covers most of the left half of the page.

Handwritten musical notation on the right side of the page, consisting of multiple staves with notes, rests, and other musical symbols. The notation is dense and covers most of the right half of the page. It includes some specific annotations such as "1999," "7," "8," and "9" interspersed among the musical notes.

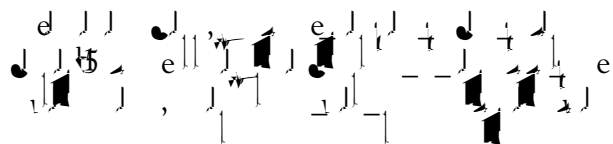
1999

10

1996

\$600.¹²

MECHANISMS FOR ENFORCING ACCESS

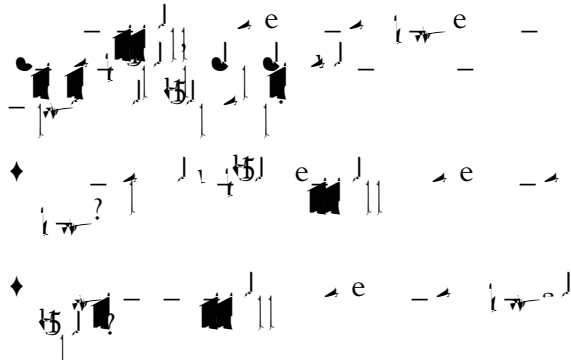









ACCESS TO INFORMATION: HOW IS IT USEFUL AND HOW IS IT USED?

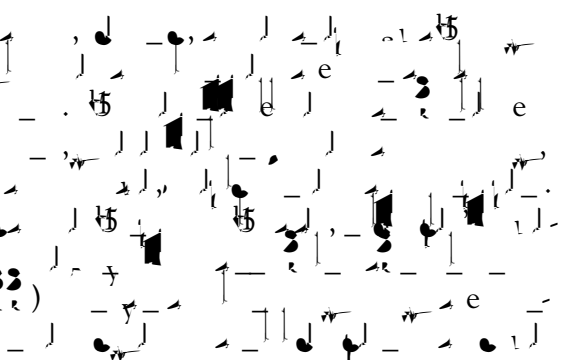

D. R. a d C a a d

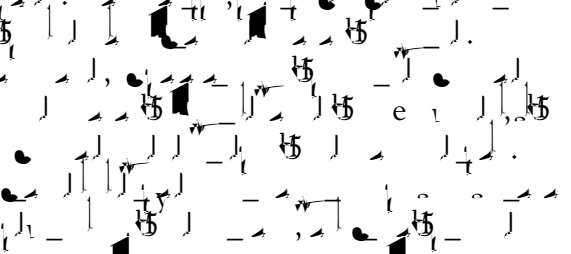
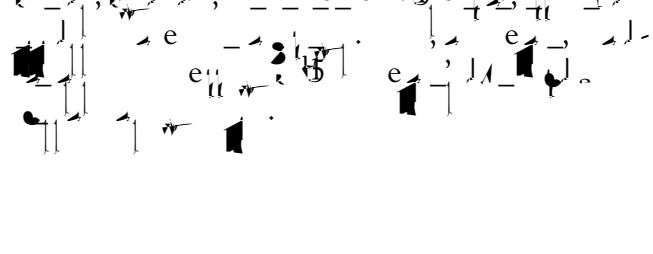
U a a U a d P U U C r J a a a,



1.  

2.  

2000,  

1980,  


1987,

1997,

The image displays a complex musical score, likely for a piano or similar instrument. It consists of several systems of staves. The notation includes various note values (quarter, eighth, and sixteenth notes), rests, and dynamic markings such as 'e' (likely 'e' for 'e' or 'e' for 'e'). There are also some numerical markings, including '90' and '2000'. The score is written in a style that suggests it might be a transcription or a specific type of musical notation, possibly related to a particular piece or a specific performance technique. The overall appearance is that of a detailed and intricate musical composition.

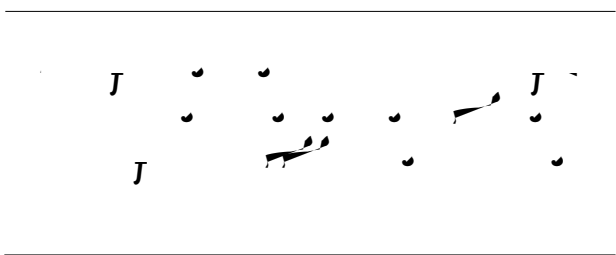

**THE CARTER CENTER ACCESS TO INFORMATION PROJECT:
JAMAICA CASE STUDY**

Lara A. A.




LESSONS LEARNED





The image displays a complex musical score, likely for a vocal ensemble or choir, with multiple staves. The notation includes various musical symbols such as notes, rests, clefs, and dynamic markings. The score is organized into several systems, with some staves containing lyrics. The lyrics are written in a stylized font, possibly representing a specific dialect or language. The overall layout is dense and detailed, typical of a professional musical manuscript.

CONCLUSION



(2002), (1999, 2000).
1999, 1996, 1993, 1989, 1995, 2000.
1990, 2001, 1993, 1994, 1997-98, 1999-2000.
1979, 1984, 1986, 1994.

THE CARTER CENTER AT A GLANCE

WHAT IS THE CARTER CENTER?

1982
65

WHAT HAS THE CENTER ACHIEVED IN 20 YEARS?

20
98
35
4,000,000

150

HOW IS THE CENTER STAFFED AND FUNDED?

150
2000-2001
34
501 () (3)

WHERE IS THE CENTER LOCATED?

35
1