

DEPARTMENT OF HEALTH & HUMAN SERVICES

Date: September 30, 2009



From: WHO Collaborating Center for
Research, Training and Eradication of Dracunculiasis

Subject: GUINEA WORM WRAP-UP #192

To: Addressees

“Detect Every Case, Contain Every Worm”

Months since last indigenous case of dracunculiasis:

Niger: 10 months, Nigeria: 9 months


Number of uncontained cases so far in 2009:

Sudan: 391, Mali: 18, Ghana: 15, Niger: 2, Ethiopia: 1, Nigeria: 0

SUDAN: RACING AGAINST TIME

The Southern Sudan Guinea Worm Eradication Program (SSGWEP) continues to work mightily to eliminate the remaining foci of dracunculiasis as soon as possible. During January-August 2009, the SSGWEP has reported a provisional total of 2,270 cases, compared to 3,108 cases during the same period in 2008, a decrease of -27% (Figure 5, Table 2). The case containment rate during this period is 83%. The dramatic improvement in case containment compared to previous reports (49% in 2008) is due to the decision of the SSGWEP to declare all cases contained if all standards for case containment have been met by the end of the reporting month, Figure 1

Number of Reported Cases of Dracunculiasis: Sudan 2008 - 2009*



including for some cases pending complete removal of the worm, the status of which are to be updated in the next monthly report, and partly because the majority of cases in Kapoeta North and South Counties are now being isolated voluntarily in Case Containment Centers. The rate of monthly reporting from endemic villages through August 2009 is 92%, compared to 87% during 2008. As of January - August, 73% of endemic villages are being educated to prevent Guinea worm disease, 91% have cloth filters in all households, 46% have received pipe filters, and water sources in 43% are being treated monthly with ABATE@Larvicide, but only 15% have at least one source of safe drinking water. Figure 2 indicates the four Fo

Figure 2

Southern Sudan Guinea Worm Eradication Program Villages Reporting 1 or more Cases of Dracunculiasis During Jan. – Aug. 2009*

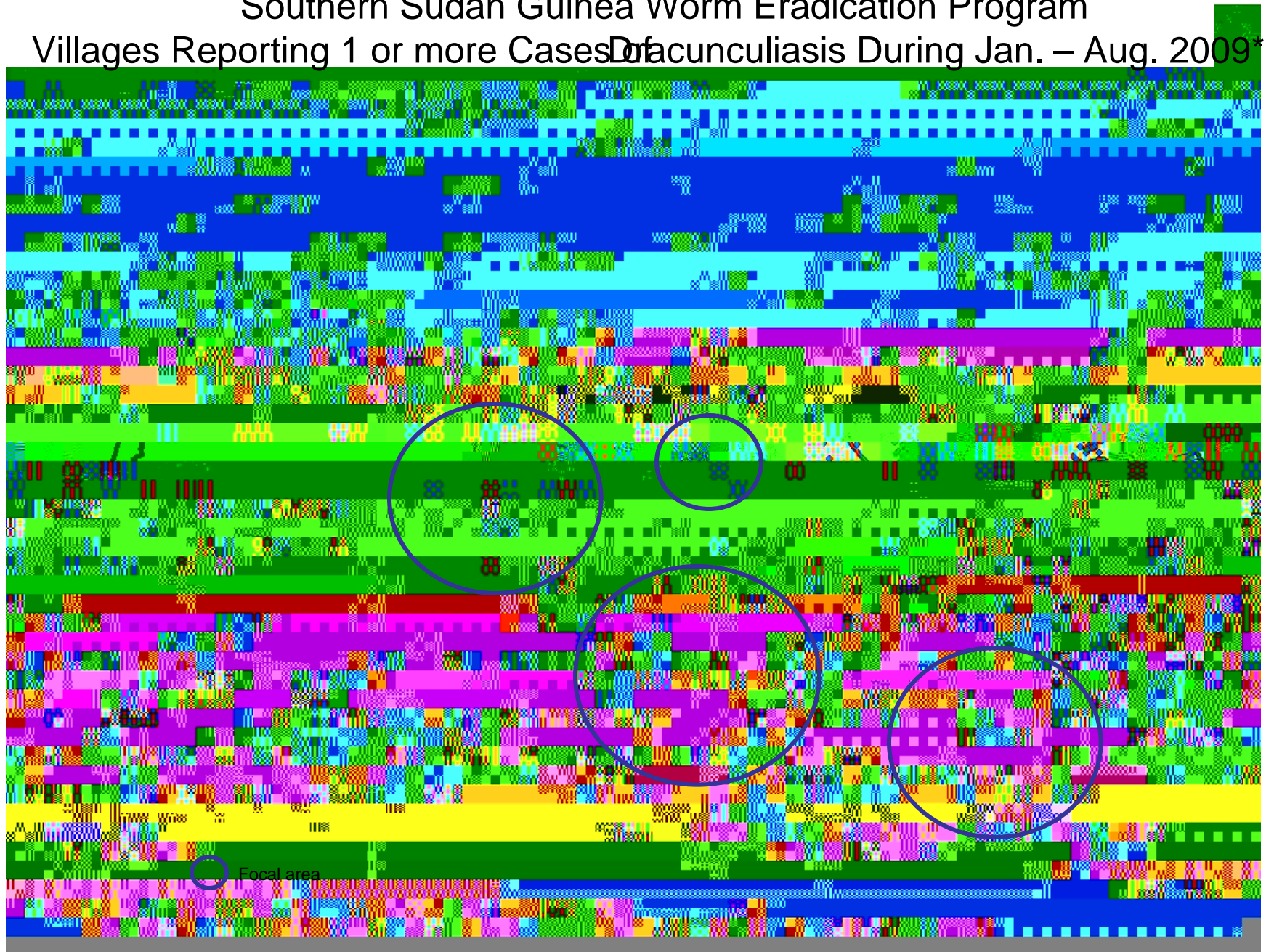


Figure 3

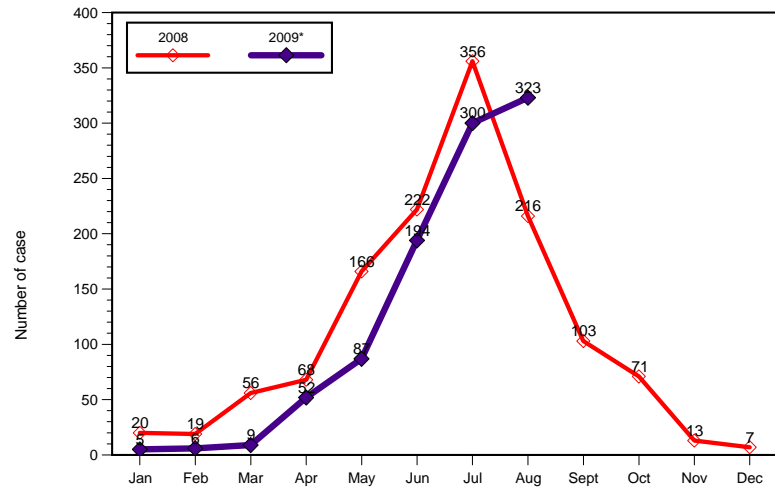


Figure 4

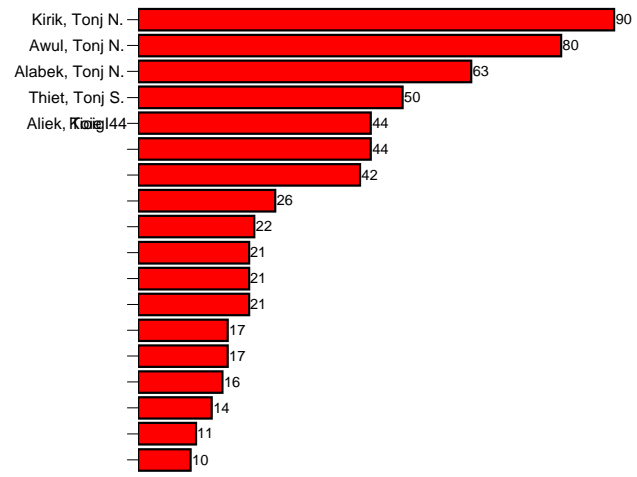


Table 1

Southern Sudan Security Incidents 2009

#	Date	Location	2008 cases by Payam	2009 cases by Payam**	Payam	County	State	Incident	Outcome		
1	6-Feb	Ngbo	0	0	Ngbo	Jig	Aerif	accident	3: f f c b i d - dGW ad TC act(MDA pted)		
2	7-Feb	Abbead Ap	205	77	Abbead Ap	TpNb	Waap	And bad	3: d p i GW act		
3	8-Feb	Abbead Ap	#2	Abbead Ap	TpNb	Waap	Chrb chbs	af f	4: af f c a c a t i d - dGW acy		
4	21-Feb	Pir	2	0	Pir	Wo	Jig	Cabadig	3: af f c b i d - dGW ad TC act		
5	24-Feb	Pir	#4	Pir	Wo	Jig	Cabadig	af f	4: af f c a c a t i d - dGW ad TC act		
6	27-Feb	Kabo	#7	Nas	Kap Eas	EatEqb	And bad	af f	3: af f c b i d - dGW ad TC act		
7	19-Mar	Kap	1,348	338	GaeKap	EatEqb	Dabid	af f	3: af f c b i d - dGW ad TC act		
8	Ap	Malc	64	21	Malc	TpEas	Waap	Fj chrb chbs	D p i GW acts		
9	15-Apr	Nap	#7	Kab	Kap Eas	EatEqb	Fid d i r t a t e d	af f	D p i GW acts		
10	21-Apr	Wu	*	*	*	Lats	Stef c a b e a t a d	p i d i s	D p i GW acts		
11	10-May	Kk	#2	Kk	TpNb	Waap	Cp b a t i p e	af f	3: af f c b i d - dGW acy		
12	19-May	NrBar	*	*	NrBar	Jba	CelEqb	SPLA a b d o t e d	ad b e a t f f	D p i GW acts	
13	19-May	Rab KkPaj	197	87	Rab KkPaj	TpNb	Waap	Cabadig	af f	4: af f c a c a t i d - dGW ad TC act	
14	26-May	AbEas	*	0	*	Jig	Chrb chbs	af f	4: af f c a c a t i d - dGW ad TC act		
15	May	Jba	115	10	Jba	CelEqb	V b i s a b c k	ent e d	D p i GW ad TC acts		
16	May	Tp	114	10	Tp	Jba	CelEqb	Chrb chbs	af f	4: af f c a c a t i d - dGW acy	
17	26-May	Jba	#15	Jba	CelEqb	Aerif	ad c a b a d i g	af f	b e a t f f b y S P L A	D p i GW acts	
18	4-Ju	Ap	#2	Ap	TpNb	Waap	Fj chrb chbs	af f	4: af f c a c a t i d - dGW acy		
19	8-Ju	Abbk	#2	Abbk	TpNb	Waap	M o p e t i	i b a l f	c a l f e	17 d a y s i n p a k	
20	18-Ju	Map	*	*	*	Lats	SPLA c a n c e d	T C C p	D p i GW acts		
21	18-Ju	Malc	64	21	Malc	TpEas	Waap	E b p h e d	f d - dGW acy	4: af f c a c a t i d - dGW acy	
22	21-Ju	Abbead Ap	#2	Abbead Ap	TpNb	Waap	L a g e s a b a t c b y	Ner	af f	4: af f c a c a t i d - dGW acy	
23	21-Ju	Ap	#2	Ap	TpNb	Waap	I b e l f f	a e t i b y a b l e f f	af f	to a a l b c a c t	af f 4. b n c a c a t i d - dGW acy
24	6-Ju	Ap	#2	Ap	TpNb	Waap	S e f f	a e t i b y a b l e f f	af f	af f ; b a l a b f e	A i C a t C e f f c a c a t i d , a c t s b e
25	2-Ag	Paj					I b e l f f	a e t i b y a b l e f f	af f	af f b y e d g b c y t s	A i C a t C e f f c a c a t i d , a c t s b e
25	10-Ag	Tbad SDo	?	109	Tbad SDo	Tad ad Adl	E a t E q b	ad L a t s	?	A i C a t C e f f c a c a t i d , a c t s b e	
27	10-Ag	Rab**	#2	TpNb	Eas	TpNb	Cp	Waap	I r c h r i f	R a b b e - b f	c e d e d - a l C a t C e f f a f f c a c a t i d , a c t s b e
TOTAL			1,931	410							

Note: 410 cases, 58% of total cases, have been affected by insecurity so far in 2009 (410/701)

Nb2: b e a t f f b y a b l e f f a f f t o a a l b c a c t

*Af f a e t i a e i a d

**Data up to May 2009

***Rab abt 48 cases in 2009

GW = Gae Wm

TC = Tact Co

af f c a c a t i d

Figure 5

Number of Indigenous Cases Reported During the Specified Period in 2008 and 2009*, and Percent Change in Cases Reported

Country	Indigenous Cases Reported	
	2008	2009*
Nigeria (8)	37	0
Mali (8)	258	74
Ghana (8)	459	236
Ethiopia (8)	40	24
Sudan (8)	3108	2270
Niger (8)	0	0
Total	3902	2604
All countries, excluding Sudan	794	334

* Provisional: excludes cases exported from one country to another

(8) Indicates months for which reports were received, i.e., Jan. - Aug. 2009

ETHIOPIA: STRUGGLING FOR SUCCESS

Ethiopia reported 24 indigenous cases (96% contained) during January-August 2009, for a -40% reduction in cases compared to 40 indigenous ca



—

Table 3 (cont.)

Ethiopia Dracunculiasis Eradication Program
List of Guinea Worm Cases and Interventions Against Transmission: Ethiopia, January - August, 2009*

Case #	# Worms	Age	Sex	Ethnic Group	Profession	Village	District	Region	Date				Detected <24 hrs? (Yes / No)	Water Contaminated? (Yes / No)	Date ABATE Applied	Case Contained? (Yes / No)	Admitted to a Case Containment Center? (Yes / No)	Patient had Guinea worm last year? (Yes / No)	Imported Case? (Yes / No)^	Probable Origin of Infection (name of village, zone, or country)
									Suspect Case Identified	Worm Began to Emerge	Village Volunteer, or Case Containment Center, began to contain case	Case Confirmed by a Supervisor								
10.1	1	40	F	Agnua	House lady	Ogagna	Gog	Gambella	9/5/2009	10/5/2009	9/5/2009	10/5/2009	Yes	No	No	Yes	Yes	No	No	Abawiri
11.1	1	25	F	Agnua	House lady	Abawiri	Gog	Gambella	21/05/09	21/05/09	21/05/09	21/05/09	Yes	No	No	Yes	Yes	No	No	Abawiri
12.1	1	12	M	Agnua	Student	PRC	Gog	Gambella	22/05/09	22/05/09	22/05/09	22/05/09	Yes	No	No	Yes	Yes	No	No	Abawiri
13.1	1	30	M	Agnua	Farmer	Abawiri	Gog	Gambella	24/05/09	26/05/09	25/05/09	26/05/09	Yes	No	No	Yes	Yes	No	No	Abawiri
14.1	1	12	M	Agnua	Student	PRC	Gog	Gambella	5/6/2009	6/6/2009	5/6/2009	6/6/2009	Yes	No	No	Yes	Yes	No	No	Abawiri
15.1	1	14	M	Agnua	Student	Akumed	Gog	Gambella	7/6/2009	8/6/2009	8/6/2009	8/6/2009	Yes	No	No	Yes	Yes	No	No	Abawiri
16.1	1	29	M	Agnua	Farmer	Abawiri	Gog	Gambella	7/6/2009	7/6/2009	7/6/2009	7/6/2009	Yes	No	No	Yes	Yes	No	No	Abawiri
17.1	1	6	F	Agnua	Student	PRC	Gog	Gambella	9/6/2009	11/6/2009	9/6/2009	11/6/2009	Yes	No	No	Yes	Yes	No	No	Abawiri
18.1	1	8	F	Agnua	Student	Perpengo	Abobo	Gambella	7/6/2009	15/6/2009	7/6/2009	15/6/2009	Yes	No	No	Yes	Yes	No	No	Abawiri
19.1	1	35	F	Agnua	House lady	Elia	Itang	Gambella	4/6/2009	20/6/2009	20/6/2009	20/6/2009	Yes	Yes	30/6/2009	No	Yes	No	No	Elia
20.1	2	26	M	Agnua	Farmer	Abaweri	Gog	Gambella	18/6/2009	19/06/09	18/6/2009	19/06/09	Yes	No	No	Yes	Yes	No	No	Abawiri
20.2										25/6/2009										
21.1	1	10	M	Agnua	Student	Agenga	Gog	Gambella	1/6/2009	2/6/2009	1/6/2009	2/6/2009	Yes	No	No	Yes	Yes	No	No	Abawiri
22.1	1	65	M	Agnua	Farmer	Abawiri	Gog	Gambella	2/7/2009	2/7/2009	2/7/2009	2/7/2009	Yes	No	No	Yes	Yes	No	No	Abawiri
23.1	1	35	F	Agnua	Farmer	Olane	Gog	Gambella	12/7/2009	15/7/09	12/7/2009	15/7/09	Yes	No	No	Yes	Yes	No	No	Olane
24.1	1	15	M	Agnua	Student	Agenga	Gog	Gambella	18/8/2009	18/8/09	18/8/2009	18/8/09	Yes	No	No	Yes	Yes	No	No	Abawiri

Note: The case registered in 19.1 is registered uncontained because when the case saw a worm emerging out from her leg she traveled to Elia Clinic to report herself within 24 hours. But on the way to the clinic she washed her wound in the pond water called Lelakugn. She also confirmed that last year she never traveled out of her village.

* provisional

^ imported from another country

MEETINGS

The International Commission for Certification of Dracunculiasis Eradication will meet at WHO headquarters in Geneva on October 21-23, 2009.

RECENT PUBLICATIONS

Afele M, 2009. Countdown to wipe out guinea-worm in Ghana. Bull World Health Organ 87:649-650.

Caplan, A. L. 2009. Is disease eradication ethical? Lancet. Jun 27; 373(9682):2192-3.

Glenshaw MT, Roy S, Ruiz-Tiben E, Downs P, Williamson J, Eberhard M, 2009. Guinea worm disease outcomes in Ghana: determinants of broken worms. Am J Trop Med Hyg 81:305-312.

Hotez, P. J. and Kamath, A. Neglected tropical diseases in sub-saharan Africa: review of their prevalence, distribution, and disease burden. PLoS Negl Trop Dis. 2009. 3(8), e412.

Langlais, L., 2003. Dracunculiasis in a German shepherd dog. Can Vet J , 44:682

World Health Organization, 2009. Monthly report on dracunculiasis cases, January-May 2009. Wkly Epidemiol Rec 84(27): 280-282.

World Health Organization, 2009. Monthly report on dracunculiasis cases, January-July 2009. Wkly Epidemiol Rec 84(36):371-372.

*Inclusion of information in the Guinea Worm Wrap-Up
does not constitute "publication" of that information.
In memory of BOB KAISER*

For information about the GW Wrap-Up, contact the WHO Collaborating Center for Research, Training, and Eradication of Dracunculiasis, NCZVED, Centers for Disease Control and Prevention, F-22, 4770 Buford Highway, NE, Atlanta, GA 30341-3724, U.S.A. FAX: 770-488-7761. The GW Wrap-Up web location is <http://www.cdc.gov/ncidod/dpd/parasites/guineaworm/default.htm>

