

Date: October 11, 2002

From: WHO Collaborating Center for  
Research, Training and Eradication of Dracunculiasis

Subject: GUINEA WORM WRAP-UP #127

To: Addressees

**What's New in 2002?**

**SUDAN GWEP REVIEWS PROGRESS**

Sudan has reported 21,433 cases of dracunculiasis in January-July 2002, which is 73% of the global total of cases reported for that period. Whereas 36% of 8,058 endemic villages reported in January-July 2001, 62% of 6,224 endemic villages reported during the same period of 2002. The latest update on the status of the program was discussed during the annual Program Review of the Guinea Worm Eradication Programs of Sudan, Ethiopia and Uganda, which was held in Nairobi, Kenya on September 30 – October 2. The percentage of known endemic villages with nylon filters in every household increased from 29% to 58% between 2001 and 2002, and over 7 million pipe filters were distributed in 2001. Health education talks by village volunteers have increased from 50% to 83% of endemic villages, and are increasingly supplemented by radio broadcasts in local languages. Abate usage is still limited in all but the northern states of the country.

Figure 1

**Distribution By state of Origin of 42 Cases Exported by Sudan  
to Ethiopia, Kenya and Uganda During Jan. - Sept., 2002**

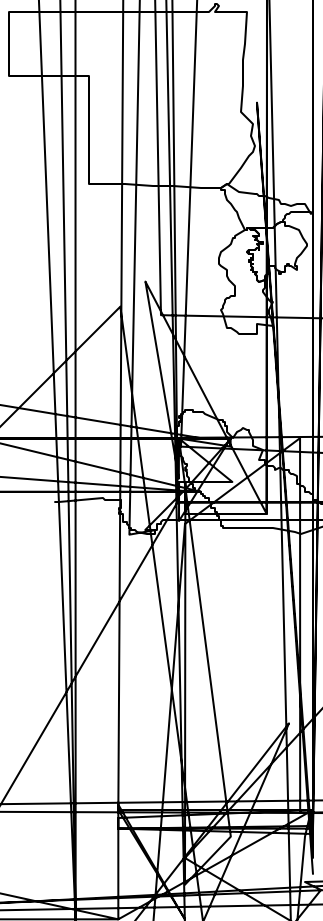




Table 1

Number of cases contained and number reported by month during 2002\*  
(Countries arranged in descending order of cases in 2001)

NUMBER OF CASES CONTAINED / NUMBER OF CASES REPORTED

	JANUARY	FEBRUARY	MARCH	APRIL	MAY	JUNE	JULY	AUGUST	SEPTEMBER	OCTOBER	NOVEMBER	DECEMBER	TOTAL*
SUDAN	674 / 1148	557 / 1083	601 / 1028	822 / 1578	2464 / 4749	2885 / 6163	2844 / 5684	/	/	/	/	/	10847 / 21433
NIGERIA	350 / 647	195 / 336	148 / 220	152 / 232	205 / 244	222 / 314	143 / 198	125 / 246	107 / 175	/	/	/	1647 / 2612
GHANA	497 / 744	389 / 680	303 / 412	283 / 367	305 / 464	281 / 409	158 / 210	119 / 139	/	/	/	/	2335 / 3425
TOGO	147 / 192	71 / 99	18 / 39	12 / 26	32 / 90	55 / 85	65 / 229	48 / 80	51 / 70	/	/	/	499 / 910
BURKINA FASO	7 / 10	26 / 29	20 / 21	22 / 32	66 / 83	57 / 86	38 / 41	28 / 45	/	/	/	/	264 / 347
MALI	4 / 5	4 / 5	4 / 5	0 / 0	1 / 6	7 / 10	22 / 42	78 / 178	/	/	/	/	120 / 251
NIGER	6 / 6	0 / 0	0 / 0	0 / 0	4 / 4	5 / 5	25 / 40	19 / 30	23 / 30	/	/	/	82 / 115

/ 5

/ 50



/4.5 -5.25 TD 0.249 Tc (12) 3 -4.5 TD 0 Tc (5) Tj 714 TD 0.249 Tc (1) Tj 3 -4.5 TD 0 Tc 6E 27B21oj 3 -4.5 TD 0 Tc (115) Tj -433.5 -18.75 21.75 9.75 TD (25)6TD 0.249 Tc (1) Tj 29.25 0 TD (

251

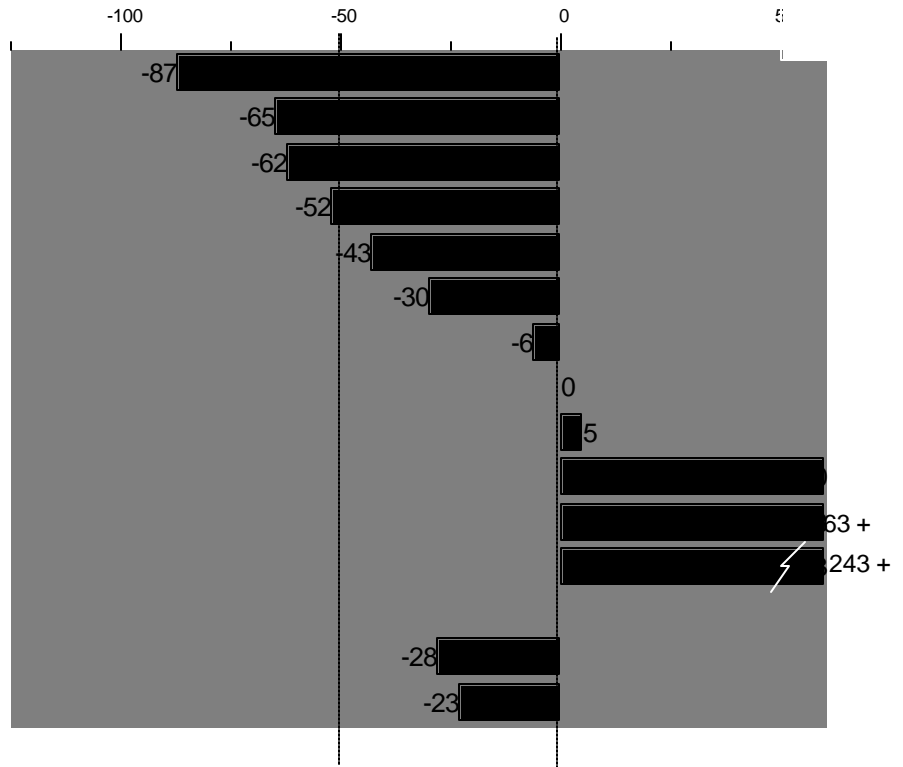


COUNTRY

REPORTING  
1+ CASES  
2001

%

2001



\* provisional

(8) Indicates month for which reports were received, i.e., Jan. - Aug. 2002

NR No Report



## **NIGERIA: -43% REDUCTION IN CASES, INCREASED INTERVENTIONS**

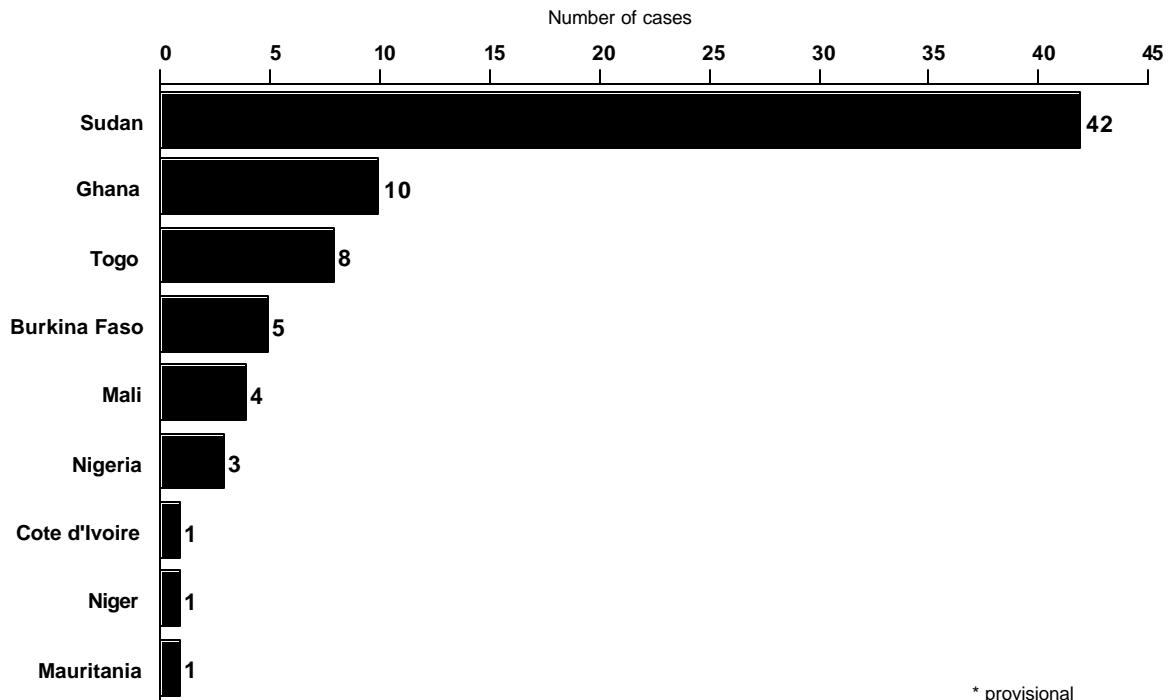
Nigeria has reported 2,612 cases of dracunculiasis in January – September 2002, which is a reduction of -43% from the 4,557 cases that were reported for the same period of 2001. Twenty-one (21) states and the Federal Capitol Territory are now apparently free of the disease, leaving 15 states still endemic. 69% of all cases remaining are found in only four states (Benue, Oyo, Niger, and Ebonyi) and 70% of cases are located in only 13 Local Government Areas (LGAs). A highly endemic village (Attaliawaga) with 61 cases in August alone was discovered in Niger State in which transmission had been going on unbeknownst to the program for the past three years. However, the latest Nigeria – Cameroon border meeting, held at Tokombere, Cameroon on August 6<sup>th</sup>, confirmed that no case has been exported from Nigeria to Cameroon so far this year.

By intervening effectively in known endemic villages, Nigeria has reduced the number of new endemic villages in January – August this year to 144 (15% of all villages reporting one or more cases), as compared to 227 such new endemic villages (31% of all villages with one or more cases) during the same period of 2001. Since last year, the program has increased the percentage of endemic villages with filters in all households from 89% to 98%, raised the percentage of endemic villages with at least one source of safe drinking water to 60% (from 52%), intensified health education, and improved the use of Abate. A new national line-listing of priority endemic villages needing improved

**Uganda**

Figure 5

### Distribution by Country of Origin of 76 Cases of Dracunculiasis Exported to Other Countries During January - September 2002\*



RECENT PUBLICATIONS